

Rainbow

ANC-00015712

IP28-00004429

Baby SHRAVAN A S

12-07-2024

1 Y 10 M 10 D (M)

Dr. U RAMKUMAR




DISCHARGE TRACKING SHEET

CONSULTANT NAME: DR.

ACTIVITY	IN TIME	OUT TIME	REMARKS	<To be filled by Admin>
Activity Sheet updated by Nursing	08/5/26 @ 11 am		Done	
Activity Sheet updated by Pharmacy	11:20 am	11:30 am	Done	

ACTIVITY RECORD FOR BILLING



Name: **ANC-00015712**
Baby SHRAVAN A S
12-07-2024 **1 Y 10 M 8 D (M)**
Dr. U RAMKUMAR

UHID No:  Consultant: _____ Dept: _____

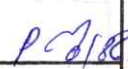

Date of Admission: _____ Time: _____ Date of Discharge: _____ Time: _____

Room / Bed No: _____ Ward: _____ Suggested Billable bed type: _____

WARD TRANSFERS

Date	Time	From	To	Signature of Nurse
20/5/2026	11:15 PM	ER	PICU	
22/5/26	11:30 AM	PICU	NOI	

CROSS CONSULTATION VISIT

	Doctor Name	Date	Order No.	Signature
1.	Dr. Padmanabhan	21/05/26	5968	
2.	Dr. Padma Bhatji	22/5/26 ✓	6311	
3.				
4.				
5.				
6.				
7.				
8.				
9.				
10.				

PROCEDURE

Date	Procedure	Quantity	Order No.	Signature
20/5/2026	IV placement ✓	01	145763	<i>[Signature]</i>
21/5/26	VBE - 2 ✓	1	3862	6/8/20
22/5/26	MRI brain with contrast ✓	1	3868	<i>[Signature]</i>

ANY OTHER INFORMATION:

→ Attender accompany - 1 Day Days

.....

.....

.....

.....

.....

.....

Date: 22/05/26 Time: 11:30am Prepared By: *[Signature]*


Staff Nurse <i>[Signature]</i>	Shift / Ward	Billing Assistant	Billing Supervisor
-----------------------------------	--------------	-------------------	--------------------





①

PROGRESS NOTES AND DOCTOR'S ORDER

Date & Time	Progress Notes	Doctor's Order
20/5/26 11:00 AM	s/o. Dr. Kananya	
	Baby Shivanam 1y 10m/ Boy ↑ febrile status	
	loaded ↑ levipil	
	Seizure settled in ER	
	sensorium improved	
	responding to mother	
	BPERL T/P@	- 112/m +++ / ++
	WOB @	CRT < 3s
	RR - 36/m	BP 78/52
	BLAE (+)	CRP < 5
	SPO2 98%	
	Plan: ivf	
	- IV maintenance levipil	
	- inj ceftriaxone	
	- syz. artiflex	
	F/up Biopix	
	MRI plan tomorrow	
		126940



PROGRESS NOTES AND DOCTOR'S ORDER

Date & Time	Progress Notes	Doctor's Order
20/5/26	s/b. Dr. Lomanija	
7am	Feverile status -	Parainfluenza 3 / Rhinovirus
	child - seizure free gener (+)	virus (+)
	 <p>sleeping T/P (+) BPERL</p>	<p>NOB (+) RR - 33/4 BLAE (+) No wheeze</p>
	<p>HR = 130/m +++/++ CRT < 2s u/o - ✓</p>	
	CRP - (5)	
	Biofire - parainfluenza (3)	Plan ivf
	<p>blood c/s ✓ urine c/s ✓</p> <p>pending</p>	<p>NPO if MRI planned iv lexicipil to continue ceftioxiome to continue</p>
		<p>Discuss about fluirix Dr Padma opinion MRI</p>
		<p>send URE</p> 



2

PROGRESS NOTES AND DOCTOR'S ORDER

Date & Time	Progress Notes	Doctor's Order
21/8/2024 9 AM	C/S/B	Dr. Suenera / Dr. Sameera
	Case of Febrile status epilepticus parainfluenza virus / Micro enterovirus (+)	
	Issues -> 1) fever spikes	
	no further episodes of seizure	
	2) dull look	
	F - NPO +	
	IVF DNS @ 40ml/hr	
	R - RR - 45/min SpO ₂ - 96% JRA	
	no retractions, R. lateral axillary entry present, best dia on room air	
	I - fever spikes (+) (max - 101.1 F) last - 100.5 F at 9 AM TLC - 11600 (65, 29) CRP - < 5	




PROGRESS NOTES AND DOCTOR'S ORDER

Date & Time	Progress Notes	Doctor's Order
	on Tyxone	(day)
	on syp Amblyu	
	Blood Cfs, u/a, u/c - to be followed up	
	C - HR - 130/min, BP - 98/55, CRT - 3 sec	
	+++ / ++	
	S ₁ S ₂ ⊕, no murmurs	
	Not on ceftro	
	H - Wb - 11.7 g/dl.	
	M - iCa - 1.14, Mg - 1.9, G - 9.9, ph - 5.88	
	Na - 137 / K - 4.1, Cl - 102	
	A - soft, not distended	
	N - no meningeal signs of	contation at present
	B/L pupils reactive & 1/pt	
	No focal neurological deficit	on Ty - Levofloxacin
	dull looks (verbal)	(@ 40mg / 3 days)



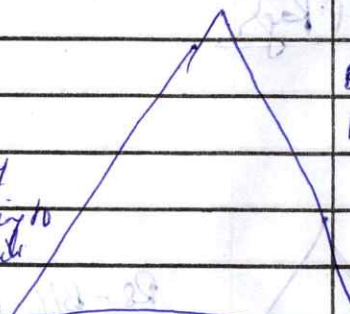
PROGRESS NOTES AND DOCTOR'S ORDER

Date & Time	Progress Notes	Doctor's Order
	Child continues to have few spikes	
	Mupik reacting	
	Chest aus	
	Pain Response	
	* Opinion obtained from Dr Padma Reddy Ped. Neurologist	
	Parent MFT	
	Patient consented regarding the same	
		(1) Continue Ceftriaxone
		(2) Monitor for spikes
		(3) MFT to contrast
		(4) To with follow
		(5) To do urine R/E



4

PROGRESS NOTES AND DOCTOR'S ORDER

Date & Time	Progress Notes	Doctor's Order
21/5/2024 3:20P	c/s/B Do-Suenera	
	MRI Brain done - sedation (MRI Brain with contrast MAS MRA/MRV)	given - midazolam (0.15mg/kg) ketamine (0.5mg/kg)
	<p><u>D</u> Drowsy responding to painful stimuli</p>  <p>CBA</p>	<p>B- NOB (M) RR-32/min, SpO2-96% LRA B/LAEC (M), no added sul.</p>
	<p>C- RR-108-110/min, CRT < 2 sec +FF/FF, warm BP-92/55mmHg</p>	<p>Temp-98.2°F CRG-84mg/dl</p>
	<u>plan</u>	
	✓ To do EEG at 6pm today	
	✓ To follow up MRI reports.	
	✓ If sensorium - poor	plan to do CSF analysis
	- good	continue the same With LP



PROGRESS NOTES AND DOCTOR'S ORDER

Date & Time	Progress Notes	Doctor's Order
	- Next pack - 10	do SQOT, SQPT S. Ammonia, S. Lactate
	- Tasead o/a	
	- To follow up o/c, o/c report	
	<u>SIB-DR High</u>	
21/5/26 topu	Child reviewed. Febile Status Epileptica	AA Kanth 9215
	Sensorium - better Now sleepy. Last Fever @ 10am	RS - B/L RE @, der. No disten. RR = 30/min, SpO ₂ = 98% @
	HR = 112/min. BP = 119/98	
	SIB, ⊕, No vom.	
	PPref, ⊕ velum, CRT < 3	
	No febrile Seizure	on Ceftriaxone
	Rebair - good	Levipil 100mg/day
	cc - good	
	MRI - Brain - ⊕, EBH - also.	
	vitals stable.	



PROGRESS NOTES AND DOCTOR'S ORDER

Date & Time	Progress Notes	Doctor's Order
22/7/24	S/B for drugs ser	
8:40am		
	Car of febrile state	
	Pallid conjunctiva	
	/ Rhinovirus test	
	F - IVF stopped in morning	
	Oral Intake - good.	
	I - 1357ml	
	O - 1020ml	
	+ 337ml	
	U.O - 3.7ml/kg/hr	
	P - 27/min	
	RR - 27/min	
	B/L AE as above	
	No distress	
	SpO ₂ - 99% RA	
	I - CRP - 25	
	WBC - 11.600	, Pct - 2.62
	lost fever spike	yest 10 am - 100.6F
	on INS. CEFTRIAXONE	- O ₂



PROGRESS NOTES AND DOCTOR'S ORDER

Date & Time	Progress Notes	Doctor's Order								
	Blood clots, urine clots - Annotated									
	- No growth till now, 48 hrs report - Annotated									
	C - Pheuph - warm									
	Pulse nil - well felt									
	Respiration - good, CRT = 3 sec									
	PR - 115/min, No murmurs									
	H - Hb - 11 - 7 g/dl									
	M -									
	<table border="1" style="display: inline-table; vertical-align: middle;"> <tr> <td>Nat</td> <td>K⁺</td> </tr> <tr> <td>Cl⁻</td> <td>HCO₃</td> </tr> </table>	Nat	K ⁺	Cl ⁻	HCO ₃	<table border="1" style="display: inline-table; vertical-align: middle;"> <tr> <td>137</td> <td>4.1</td> </tr> <tr> <td>102</td> <td></td> </tr> </table>	137	4.1	102	
Nat	K ⁺									
Cl ⁻	HCO ₃									
137	4.1									
102										
	ice - 1.4, S-co - 9.9									
	Mg - 1.9									
	A - soft, No distension, appetite - Improving									
	1 episode of loose stool									
	N - sleeping, 1 gm INS Acetaminophen									
	20mg/kg/day - BD									
	No seizures after admission									
	GLCS -									
	B/L pupils	PERL								
	T/P - (N)									
	Activity -	Improved, consolable cry (D)								
	Meningeal signs -	No meningeal signs								



6

PROGRESS NOTES AND DOCTOR'S ORDER

Date & Time	Progress Notes	Doctor's Order
	MRI brain contrast -	Ⓝ
	EEG - Awaited.	
	Plan - Blood c/s, urine c/s - to be traced	
	Continue inj. ceftriaxone.	
	INS. Fluoxetine	
	EEG report - to be followed up	
	Wrt seizures, Temperature charting	
	ward shift - Plan.	
	Next pick - Ammonia, lactate, SGPT, SWPT to be sent	
		14/159
	Dr. U Ramkumar	MD, DM.
22/07/2024	Child afebrile	
9:57 AM	Vitals Ⓝ	
	No fever since 24 hours	
	No further fts after admission	
	Appetite present	
	Urine output Ⓝ	
	passed loose stool	




PROGRESS NOTES AND DOCTOR'S ORDER

Date & Time	Progress Notes	Doctor's Order
22/5/26	D/W Dr. Padma Balaji	
10:15 am		
	1) Change to oral	kecupil 30mg/kg/day
	2) ESWL reporting	
	3) No need to do s. ammonia, lactate, sugar, creatinine	
	if serumum Improving	
	4) Can be shifted to ward.	
		Ry
		14/5/26
22/5/26	Shift to ward.	
10:30 am		
	PR - 113/min	
	PR - 23/min	
	CRT - < 3 sec	
	L/PP H/H	
	SpO2 - 100% RA	
	FS - B/L BCP	
	Clear	
	OAS - 91% O2	
	PIA - right	



20/07/24

PROGRESS NOTES AND DOCTOR'S ORDER

Date & Time	Progress Notes	Doctor's Order
	<p>plan</p> <ul style="list-style-type: none"> - Trace blood & urine c/s - continue Abx & lempul - Trace EEG & MRI report 	
		 11/7/24
<p><u>22/5/24</u> <u>7:40pm</u></p>	<p><u>S/B Dr. Anesh</u></p>	
	<p>FEBRILE STATUS EPILEPTICUS</p>	
	<p>No further fever spikes No seizure. Child alert pulm well felt CRT < 3 SEC.</p>	
	<p>SPE - c/s PS CNS P/A</p>	<p>NAD.</p>
		<p>MRI (N) study</p>
	<p>To r/w Blood & urine c/s</p>	<p><u>Anesh</u> 16/7/24</p>



PROGRESS NOTES AND DOCTOR'S ORDER

Date & Time	Progress Notes	Doctor's Order
23/8/2026 9am	C/S/B to Ashwarya.	
	Δ- febrile status epilepticus.	
	child nonverbal afebrile since admission no further seizure activity oral intake.	
	O/B: Child sleeping; afebrile hydration fair.	
	S/B: CVS / MAP no P/A: soft BS ⊕ CM: ⊕	
blood c/s ↳ NG.		Adx
To follow up EEG Report & amine c/s.		<ul style="list-style-type: none"> - Orally allowed - To taper anal meds, IVF - to continue Nautilon - to continue Levamisole - monitor vitals
Arya 18/8/26		

Patient Name : _____ I.P. No. _____ Sheet No. ② Wards _____ Weight (kg) _____

LAR PRESCRIPTIONS

11.3/295

DRUG : INT. LEVIPIL

Dose	Route	Frequency	Start Dt.	Date	Time
220 mg	IV	BD	20/5/26	20/5/25	9 AM

Name & Signature of the Doctor starting the Drugs: *[Signature]*

Additional Instructions: (20 mg/kg / dose) (9 AM / pm) *[Signature]*

Daily Doctor's Endorsement by a Sign. *[Signature]*

stop
14/1/19
11:30 am 20/5/26

DRUG : INT. XONS

Dose	Route	Frequency	Start Dt.	Date	Time
500 mg	IV	BD	20/5	21/5	12 AM

Name & Signature of the Doctor starting the Drugs: *[Signature]*

Additional Instructions: *dose changed*
16/1/14
21/5/26 @ 12 PM

Daily Doctor's Endorsement by a Sign. *[Signature]*

DRUG : SYP. AMIFLU

Dose	Route	Frequency	Start Dt.	Date	Time
2.5 ml	PO	BD	20/5	21/5	1 AM

Name & Signature of the Doctor starting the Drugs: *[Signature]*

Additional Instructions: (2mg / ml) *stop*
16/1/14
21/5/26 @ 9 AM

Daily Doctor's Endorsement by a Sign. *[Signature]*

DRUG : INT. PARACETMO

Dose	Route	Frequency	Start Dt.	Date	Time
169 mg	IV	6 HD	20/5	20/5/25	9 AM

Name & Signature of the Doctor starting the Drugs: *[Signature]*

Additional Instructions: *[Signature]*

Daily Doctor's Endorsement by a Sign. *[Signature]*

stop
16/1/14
21/5/26 @ 4 PM

ANC-00015712
 Baby SHRAVAN A S IP28-00004429
 12-07-2024 1 Y 10 M 9 D (M)
 Dr. U RAMKUMAR



Baby Shravan



Sheet No:

REGULAR PRESCRIPTIONS

Weight 11.3 kg Ward PICU

DRUG : INJ. CEFTRIAXONE				Date Time	<u>21/5/26</u>	<u>23/5/26</u>				
Dose	Route	Frequency	Start Dt.	<u>2</u>	<u>3</u>	<u>3</u>				
<u>550mg</u>	<u>IV</u>	<u>BD</u>	<u>21/5/26</u>	<u>AM</u>	<u>AM</u>	<u>AM</u>				
Name & Signature of the Doctor Starting the Drugs:				<u>DR. S UENELA</u>		<u>3</u>				
Additional Instructions:				<u>PM</u>	<u>PM</u>					
Daily Doctor's Endorsement by a Sign				<u>9</u>						
DRUG : SYP. BIFILAC				Date Time	<u>22/5</u>	<u>23/5/26</u>				
Dose	Route	Frequency	Start Dt.	<u>12</u>	<u>10</u>	<u>10</u>				
<u>5ml</u>	<u>PO</u>	<u>Q 12H</u>	<u>22/5/26</u>	<u>AM</u>	<u>AM</u>	<u>AM</u>				
Name & Signature of the Doctor Starting the Drugs:				<u>12/5/26</u>		<u>10</u>				
Additional Instructions:				<u>PM</u>	<u>AM</u>					
Daily Doctor's Endorsement by a Sign										
DRUG : SYP LEMPIL				Date Time	<u>22/5</u>	<u>23/5</u>				
Dose	Route	Frequency	Start Dt.	<u>9</u>	<u>10</u>	<u>10</u>				
<u>1.7ml</u>	<u>PO</u>	<u>Q 12H</u>	<u>22/5/26</u>	<u>AM</u>	<u>AM</u>	<u>AM</u>				
Name & Signature of the Doctor Starting the Drugs:				<u>9/5/26</u>		<u>10</u>				
Additional Instructions:				<u>PM</u>	<u>AM</u>					
Daily Doctor's Endorsement by a Sign										
DRUG :				Date Time						
Dose	Route	Frequency	Start Dt.							
Name & Signature of the Doctor Starting the Drugs:										
Additional Instructions:										
Daily Doctor's Endorsement by a Sign										

VERIFIED BY : Name Signature

Patient Sticker



Sheet No:

REGULAR PRESCRIPTIONS

Weight Ward

DRUG :				Date Time															
Dose	Route	Frequency	Start Dt.																
Name & Signature of the Doctor Starting the Drugs:																			
Additional Instructions:																			
Daily Doctor's Endorsement by a Sign																			

DRUG :				Date Time															
Dose	Route	Frequency	Start Dt.																
Name & Signature of the Doctor Starting the Drugs:																			
Additional Instructions:																			
Daily Doctor's Endorsement by a Sign																			

DRUG :				Date Time															
Dose	Route	Frequency	Start Dt.																
Name & Signature of the Doctor Starting the Drugs:																			
Additional Instructions:																			
Daily Doctor's Endorsement by a Sign																			

DRUG :				Date Time															
Dose	Route	Frequency	Start Dt.																
Name & Signature of the Doctor Starting the Drugs:																			
Additional Instructions:																			
Daily Doctor's Endorsement by a Sign																			

Signature
VERIFIED BY : Name



FLUID CHART

Sheet No. :

- All measurements in ml.
- Add up each column separately. Make additions across the page to obtain 24 hrs. total of intake and output.

Date	Time	Nature of Fluid	Intake			Output					IV Site Thrombophlebitis Score	Sign. Nurse	
			Mouth	I.V	N.G	NG	Diarrhoea	Vomit	Drainage	Urine			
	08:00 am												
	09:00 am												
	10:00 am												
	11:00 am										0		
	12:00 pm	A20	50ml								0		
	01:00 pm										0		
Total Intake :			50ml			Total Output :					Min.		
	02:00 pm										0		
	03:00 pm				20ml (int. xone)						0		
	04:00 pm	H2O	50ml								0		
	05:00 pm	Milk	20ml								0		
	06:00 pm	H2O	50ml								0		
	07:00 pm	H2O	50ml								0		
Total Intake :			350 + 20 = 370ml			Total Output :					U - 3 Times.		
	08:00 pm										0		
	09:00 pm	H2O	100ml								0		
	10:00 pm										0		
	11:00 pm	H2O	50ml								0		
	12:00 am										0		
	01:00 am										0		
Total Intake :			150ml			Total Output :					U - 2		
	02:00 am										0		
	03:00 am										0		
	04:00 am										0		
	05:00 am	H2O	100ml								0		
	06:00 am										0		
	07:00 am	H2O	50ml								0		
Total Intake :			150ml			Total Output :					U - 1		
Total 24 hrs. Intake		Total = 720ml											
Total 24 hrs. Output		U = 6 M = 2											

